




COMPLETE
STAIR
SYSTEMS

BESPOKE SPIRAL STAIRCASES | BESPOKE STAIRCASES






Main picture: Floating WF staircase in a half turn configuration. Solid Oak treads and handrail with a white wall stringer and brushed stainless steel spindles.

Below: Quarter turn Model 500 staircase with powder coated zig-zag steel stringers, Oiled Oak treads and glass infill panels.

Offering a stunning range of 'off the shelf kit' and fully bespoke Staircases for the domestic market.



CREATE A STUNNING VISUAL IMPACT

Complete Stair Systems supplies designer Staircases to new builds and refurbishments throughout the UK.

Specialising in –

- Open and light models
- Modern designs and materials
- Off the shelf kit Staircases
- Fully bespoke Staircases
- Spiral and straight flight Stairs

We deal directly with architects, specialist property developers and individual home owners looking for a ‘wow factor’ Staircase.

For a price on any of our Staircases, please email any plans to – info@completestairssystems.co.uk or call 01794 522444 to discuss your requirements.

Many of our staircases are also on display in our showroom in Romsey (Hants). Feel free to call and book an appointment.

www.completestairssystems.co.uk

Our main company website recently redesigned to incorporate a vast number of completed case studies. The website covers all type of staircases we supply with an emphasis on displaying inspirational photos and useful staircase information.

www.timberstairssystems.co.uk

A website dedicated to our bespoke and open timber staircases. This site has a large ‘completed projects’ section which is constantly updated as well as a gallery page. The various balustrade options, tread types and styles are also displayed to help create your dream staircase.

www.kitsystems.co.uk

Our kit staircase site with all our off the shelf kit systems displayed along with the made-to-measure modular units. The site offers plenty of useful downloads including brochures and instruction manuals.

MODEL 500

Contemporary open staircase with steel stringers, timber treads and glass balustrade.

(pages 4-6)



WF STAIRCASE

Unique, floating timber staircase with stringer to one side. Creating a stunning open a light feel to the flight.

(page 7-9)



STANDARD STRUCTURE STAIRCASE

Created with two conventional timber stringers either side with a stunning choice of modern or traditional balustrade options.

(pages 10-11)



SPIRIT STAIRCASE

Timber staircase with two centrally positioned stringers forming a spine support. The timber treads then cantilever either side creating a floating feel.

(page 12)



STEPPED STYLE STAIRCASE

A modern take on a ‘cut stringer’ design with a large range of very contemporary balustrade designs from which to choose.

(page 13)



TIMBER TREAD SPIRAL STAIRCASES

Fully bespoke and modular units with solid hardwood treads

(page 14-20)



GLASS TREAD SPIRAL STAIRCASES

Stunning open range of spiral staircases with glass or acrylic treads

(page 21-23)



STEEL TREAD SPIRAL STAIRCASES

Internal and external spiral staircases with chequer plate and non slip perforated steel treads.

(page 24-26)







Main Picture: Straight flight 500 with oak treads, frameless glass balustrade and glass risers.

Bottom left: A quarter turn model 500 with solid Maple treads and handrail. Zig zag stringer and toughened glass infill panels between stainless newels.

Bottom right: A model 500 with stainless steel handrail and newels supporting glass infill panels. Timber treads and zig – zag steel stringers.

Model 500 Staircase

A bespoke steel structure flight generally supplied with open risers. Treads are manufactured using any hardwood and the balustrade consists of vertical spindles, horizontal rails or glass panels. The Glass panels are either 'framed' with stainless newels and a handrail or 'frameless' and bolted directly to the side of the stringers.




Main picture: Straight flight 500 with oak treads, framed glass infill panels between stainless steel handrail and newels. Stainless steel riser bars to reduce the gap between treads.

Bottom left: A straight flight model 500 with frameless glass balustrade to both sides. Glass risers.

Bottom middle: Straight flight 500 with oak treads, framed glass infill panels between stainless steel handrail and newels. Stainless steel riser bars to reduce the gap between treads.

Bottom right: Half turn Model 500 with Oak treads and frameless glass balustrade.






Main Picture: Large half turn model 500 system with special L shaped waxed Oak treads. Two square platforms and frameless glass balustrade throughout.

Bottom left: Quarter turn model 500 with frames glass balustrade, stainless risers and oak treads.

Bottom middle: Quarter turn model 500 with Oak treads and handrail. Stainless steel riser bars and framed glass infill panels.

Bottom right: Half turn model 500 staircase with a large mid platform at the turn. Frameless glass panels bolted to the side of the stringers and L shaped oak treads.



Main picture: Quarter turn WF staircase with solid oak treads. Curved handrail at the turn, brushed stainless steel spindles and a oak wall stringer.

Bottom left: Half turn flight with a swooping curved handrail at the turn, a white wall stringer and solid oak treads.

Bottom right: Oak treads and stringer in a quarter turn configuration. Brushed stainless steel spindles.



WF Staircase

A truly unique, open and floating design with cantilevered treads. Produced in any hardwood, the treads are suspended in place by the steel spindles and special handrail.

For more pictures and information visit www.timberstairsystems.co.uk




Main picture: Large quarter turn WF stair supplied in solid beech parquet. Customer later stained both treads and handrail. White wall stringer and brushed stainless steel spindles.

Bottom left: Quarter turn WF staircase with walnut treads and handrail with white wall stringer.

Bottom middle: Solid Oak WF staircase with a curved handrail at the turn. Stainless steel spindles continued at first floor level.

Bottom right: Magnificent photo of the curved handrail on a half turn WF staircase with a glass panels on the landing balustrade.



Main picture: Small half turn WF staircase with floating oak parquet treads. White wall stringer and brushed stainless steel spindles.

Bottom left: Half turn Oak WF stair with a swooping curved handrail at the turn. White wall stringer and special L shaped treads.

Bottom middle: Large 1100mm wide WF stair is a quarter turn. Solid oak treads and stringers with the back of the outer side infilled with a glass panel.

Bottom right: Large half turn WF stair with wall handrail, white wall stringer and curved handrail.





Main picture: Beech quarter turn staircase with white stringers to both sides. Open risers and simple white spindles with a circular beech handrail.


Bottom left: Waxed Oak half turn staircase with special risers with no tread overhang. Glass panels sitting in groves in the stringers / newels and handrails.

Bottom right: Beech parquet half turn with stainless steel spindles and open risers.

Standard Structure Staircase

Staircase constructed with two stringers either side supporting the treads. Can be supplied in both modern and traditional styles, by combining and creating your stair from the large range of balustrade options and timbers available.

For more pictures and information visit www.timberstairsystems.co.uk




Main picture: Large Maple Half turn staircase with a platform. Open risers and glass infill panels held in place with stainless clamps.

Bottom left: Beech parquet quarter turn with open risers and stainless spindles. Matching balustrade and apron across the mezzanine level.

Bottom middle: Twisting half turn staircase with solid oak treads and risers. An internal curved white stringer and white spindles.

Bottom right: Straight flight model with glass balustrade to both sides of stair and around opening.





Main picture: Oak
parquet quarter turn
Spirit staircase with
brushed stainless steel
spindles

Bottom left: Spirit
stair in a straight flight
configuration with oak
L shaped treads and a
white double stringer.

Bottom right: Special
closed bottom step and
L shaped oak treads
with white double
stringer spine support.

Spirit Style Staircase

Modern open staircase with solid timber treads supported by two stringers located in the centre of the stair. This creates a stunning cantilevered effect either side. It can be supplied in a number of configurations and in all hardwoods.

For more pictures and information visit www.timberstairsystems.co.uk



Main picture: Quarter turn stepped style stair with walnut treads, white stringers and brushed stainless steel spindles.

Bottom left: Swooping quarter turn stepped flight with a curved handrail at the turn. Oak treads, stainless spindles and white stringers.

Bottom right: Maple stepped style staircase with open risers. Stainless steel spindles to the internal side.



Stepped Style Staircase

Staircase with one of both stringers 'cut' and positioned underneath the treads so that the spindles span from tread to handrail. This created a stunning zig-zag look to the overall flight. Can be produced in any timber

For more pictures and information visit www.timberstairsystems.co.uk




Main picture: Model 77 with solid walnut treads, horizontal stainless steel bars and handrail.

Bottom left: Commercial spiral with walnut treads and an external stringer.

Bottom right: Model 71 spiral with solid oak treads and handrail and brushed stainless steel spindles.

Timber Tread Spiral Staircases

Bespoke spiral staircases with a treads cantilevering directly out from the centre column or fitted onto a steel support arm. Solid hardwood treads and a selection of spindles, horizontal bars, curved acrylic panels or curved glass panels forming the balustrade infill.




Main picture: Model 71 spiral stair with solid oak treads and handrail with curved acrylic infill panels supported by stainless steel newels.

Bottom left: Model 71 with waxed beech handrail and treads with curved acrylic panels.

Bottom middle: Bespoke structure within a circular wall. Powder coated centre column and tread arms with oak treads and solid risers.

Bottom right: Large diameter model 71 spiral with solid oak treads and glass landing balustrade.






Main picture: Bespoke commercial spiral with a swooping external stringer wrapping around the spiral. Walnut treads and stainless handrail.

Bottom left: Model 70 spiral staircase in oak with glass landing balustrade.

Bottom middle: Solid Oak treads on this model 71 with curved glass panels and a mini glass riser piece.

Bottom right: Model 71 with curved acrylic panels and oak treads.



Main picture: Large model 71 spiral stair with curved glass infill panels and mini risers. Solid Oak treads and handrail.

Bottom left: Bespoke, enclosed spiral with walnut treads and risers and a powder coated structure.

Bottom middle: Model 70 solid timber spiral with a painted external stringer and timber spindles.

Bottom right: Oak Model 71 spiral staircase with stainless spindles and stainless riser bars.







Main picture: Model 71 spiral with oak treads and handrail with stainless steel spindles.

Bottom left: Model 71 providing loft access with oak treads, handrail and newels and brushed stainless spindles.

Bottom middle: Bespoke spiral with 'boxed' in walnut treads, powder coated structure and stainless steel balustrade.

Bottom right: Bespoke spiral with black painted treads and black powder coated steelwork.



Right: Bespoke spiral with 'boxed' in walnut treads, powder coated structure and stainless steel balustrade.



Right: Spiral / Straight bespoke stair with oak treads, powder coated steelwork and glass infill panels.


Far right: Bespoke spiral with black painted treads and black powder coated steelwork.



Bottom left: Bespoke spiral in a commercial setting with beech treads and a stainless steel outer and column handrail.

Bottom middle: Model 70 spiral in solid oak with matching landing balustrade.

Bottom right: Model 71 with beech stained walnut treads.





Left: Commercial spiral staircase with oak treads, horizontal stainless rails and a black external stringer.




Far left: Model 73 spiral with oak treads and horizontal stainless steel rails.




Left: Bespoke spiral with Wenge treads and handrail and vertical spindles.

Timber Tread Spiral Staircase



Bottom left: Large Model 71 spiral staircase with special bottom step and large chunky oak treads.



Bottom middle: Stained beech model 71 spiral staircase with vertical stainless steel spindles.


Bottom right: Model 71 spiral staircase with beech treads and handrail and stainless steel spindles.



Main picture: Model 76 Spiral staircase with laminated glass treads and brushed stainless steel horizontal bars wrapping around the spiral.

Bottom left: Model 76 with black powder coated structure, glass treads and acrylic infill panels.

Bottom right: Large model 76 spiral stair with acrylic treads, stainless spindles and a handrail with LED lights.



Glass Tread Spiral Staircase




Main Picture: Bespoke Spiral Staircase with laminated glass treads an external steel stringer and stainless balustrade.

Bottom left: Model 76 spiral with laminated glass treads and horizontal stainless balustrade.

Bottom middle: Model 76 with glass treads and horizontal stainless steel rails.

Bottom right: Acrylic tread model 76 spiral with curved acrylic panels.




Main Picture 1: Model 76 spiral with glass treads, stainless steel riser bars and vertical stainless spindles.

Bottom left: Model 76 with glass treads and horizontal stainless steel rails.

Bottom middle: Glass tread model 76 with stainless steel balustrade.

Bottom right: Model 76 with clear acrylic treads, stainless column and balustrade.





Main picture:
Commercial bespoke
steel staircase with
chequer plate treads
and horizontal steel
rails.

Bottom left: Internal
galvanised bespoke
spiral staircase.

Bottom right: External
galvanised spiral stair
with balcony with glass
infill panels.

Steel Tread Spiral Staircases



Main picture: External domestic spiral staircase with non slip perforated treads and large platform.

Bottom left: Double flight Internal galvanised bespoke spiral staircase with grating tread.

Bottom middle: External galvanised spiral stair with balcony with vertical spindles.

Bottom right: Commercial spiral staircase providing a fire escape for an office block.





Main picture: Domestic external galvanised spiral and balcony with glass balustrade.

Bottom left: Semi commercial external spiral fire escape with non slip perforated treads.

Bottom middle: External galvanised and powder coated domestic spiral staircase.

Bottom right: Chequer plate steel treads on a large commercial spiral stair.



What To Do Next

A staircase is often the first item on view when entering a home, creating the perfect opportunity to create a stunning visual impact.

Once you have studied the brochure and the pictures on our website you will need to contact the office for a quotation. Please forward any

drawings, sketches or photos together with the model you like and we will prepare an offer. You can email CAD or PDF files to info@completestairsystems.co.uk or post them to the address below.

Upon acceptance of the quotation we will finalise the design by preparing drawings.

These are then issued for final approval prior to manufacture. Delivery times for the modular staircases range from 2-5 weeks and for the bespoke models 6-8 weeks, depending on the size and complexity of the staircase.

LET US KNOW YOUR REQUIREMENTS

call **01794 522444**,

email info@completestairsystems.co.uk

Complete Stair Systems Ltd, Unit 15 Belbins Business Park, Cupernham Lane
Romsey, Hampshire, SO51 7JF

Building Regulations

If you require a staircase for a new build or installing a stair into a new loft conversion, it will need to comply with the current building regulations.

The main governing documents are Building Regulations Part K (domestic and commercial), Part M (ambulant stairs in commercial settings) and British Standard 5395 for both domestic and commercial spiral and helical staircases. Extracts from all these documents are available on our website.

Domestic

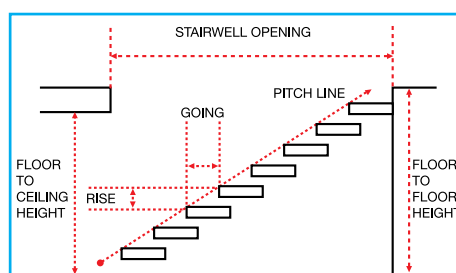
Many of our staircases are manufactured abroad where regulations are less stringent. Some models have horizontal bars or wire in the balustrade or have open risers which are not permitted within the UK. Some of the pictures in this brochure and on our website do show staircases that contravene the regulations but these can easily be adapted to conform. If you have any questions regarding building regulations, please contact the office directly. You can also use the table (on the right) as a guide.



Domestic Regulation Guide

Spiral Stair		Straight/Quarter/Half turn	
Main Stair		Main Stair	
Max Rise	220mm	Max Rise	220mm
Min Rise	170mm	Min Going	220mm
Min Centre Going	190mm	N.B. Pitch line should not exceed 42°	
Clear Tread Width	800mm	Clear Tread Width	800mm †
Secondary Stair		Secondary Stair	
Max Rise	220mm	Max Rise	220mm
Min Rise	170mm	Min Going	220mm
Min Centre Going	145mm	N.B. Pitch line should not exceed 42°	
Clear Tread Width	600mm	Clear Tread Width	600mm †

† Building Regulation do not specify a clear tread width for straight stairs. Measurements are for guidance only.



Terminology

Tread – The step you walk on.

Stringer – The side of the stair that supports the treads, usually in timber or steel.

Spindle – The vertical member filling in the space between the stringer and the handrail.

Newel Post – The vertical support post supporting the balustrade. Usually located at the top and bottom of the staircase.

Balustrade – Collective term given to the handrail, spindles and newel posts.

Landing/Horizontal Balustrade – Balustrade continuing around a stairwell opening.

Going – Looking from plan view, the depth of the tread.

Pitch Line – Measurement showing how steep a stair is. Taken horizontally from the front of each tread.

Rise – Vertical height from top of tread to top of tread.

Clear Width – The clear walking width between handrail-to-handrail or handrail-to-centre column (spirals).

Diameter (Ø) – The overall width of a spiral staircase measured from outside of handrail to outside of handrail.

Landing Platform – The triangular or square top platform of a spiral staircase which connects the landing to the centre column.

Stairwell – The opening in the floor in which the stair will be situated.



COMPLETE
STAIR
SYSTEMS

BESPOKE SPIRAL STAIRCASES | BESPOKE STAIRCASES

T 01794 522444 info@completestairsystems.co.uk

www.completestairsystems.co.uk www.timberstairsystems.co.uk www.kitstairsystems.co.uk

Complete Stair Systems Ltd, Unit 15 Belbins Business Park, Cupernham Lane, Romsey, Hampshire, SO51 7JF

